

Learn

Explore

Have Fun

Grow

Holiday Homework

DAV PUBLIC PRIMARY SCHOOL

⇒ DARYA GANJ ⇒

CLASS

BAAL VATIKA 3

SESSION 2026-27

Happy Summer
Happy Learning!

SUMMER HOLIDAY HOMEWORK

PRE-PRIMARY

DEAR PARENTS & LITTLE LEARNERS

Summer vacation is a wonderful time for children to relax, explore, create, and learn happily with their families. The purpose of holiday homework is not only to revise concepts learned in school but also to encourage children to observe, communicate, imagine, and develop good habits in a joyful manner.

Parents are requested to support and motivate their children gently while allowing them to perform activities independently as much as possible. Appreciation and encouragement build confidence and make learning meaningful.

Let this holiday be filled with laughter, creativity, curiosity, and beautiful memories. ✨

“The joy of summer vacation is found in relaxation, play, and unforgettable memories.”

ENGLISH

ALPHABET WRITING PRACTICE

- ✚ Practice writing capital letters A–Z neatly every day.
- ✚ UKG students may also practice small letters a–z.
- ✚ Practice reading ‘a’ vowel words.
- ✚ Do practice worksheets given below.

READING & SPEAKING ACTIVITY

- ✚ Read or listen to one short story daily with parents.
- ✚ Try to identify characters, animals, colours, and objects in the story.
- ✚ Speak 3–4 simple sentences about the story.

Suggested Story Topics:

- ✚ The Lion and the Mouse
- ✚ The Thirsty Crow
- ✚ The Clever Rabbit
- ✚ Goldilocks and the Three Bears

RHYME TIME

- ✚ Learn and recite any two English rhymes with proper actions and expressions.
- ✚ Suggested Rhymes: (Refer Rhythmic rhyme book)

- Bits of paper
- My life
- Goodnight
- Hoop a little
- Oneness



VOCABULARY BUILDING

🌈 Learn and speak names of:

- a. 10 Fruits
- b. 10 Vegetables
- c. 10 Animals
- d. 10 Colours
- e. 10 Body Parts



PHONIC SONG AND ACTION

SONG <https://youtube.com/watch?v=hq3yfQnllfQ&feature=shared> Action
song <https://youtu.be/l4WNrvVjiTw?feature=shared>



LIFE SKILLS & GOOD HABITS

Practice These Good Habits Daily:

- ✓ Wake up early
- ✓ Brush teeth twice a day
- ✓ Wash hands before meals
- ✓ Keep toys and books properly
- ✓ Wear clean clothes
- ✓ Speak politely
- ✓ Respect elders
- ✓ Share with friends

Color short vowel **a** words



can cat



cab tab



tap nap



hat mat




man map




tap cap



pam pam



fan pan



pat mat



tan van



man map



jam ram

Name: _____

Date: _____

Short 'a' vowel

Read and match



● bat



● mat



● cat



● pat


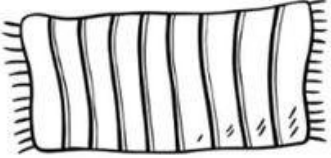










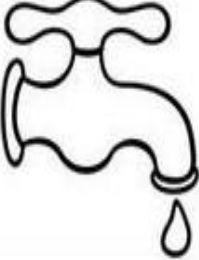
● rat



● hat

READ THE WORD IN EACH BOX AND TRACE IT AFTERWARD. THEN,
COLOR THE PICTURE.

| | | |
|------------|-----|--|
| dad | dad |  |
| mat | mat |  |
| fan | fan |  |
| bag | bag |  |
| hat | hat |  |

| Say it | Unscramble it | Write it |
|---|---------------|-------------------------|
|  | a c t | <hr/> <hr/> <hr/> <hr/> |
|  | p n a | <hr/> <hr/> <hr/> <hr/> |
|  | a m p | <hr/> <hr/> <hr/> <hr/> |
|  | b g a | <hr/> <hr/> <hr/> <hr/> |
|  | t a h | <hr/> <hr/> <hr/> <hr/> |
|  | p t a | <hr/> <hr/> <hr/> <hr/> |

HINDI

आओ सीखों

- a. व्यंजन 'क' से 'छ' तक पहचान करे।
- b. क से छ तक के व्यंजनों के श्रुतलेख (सुनकर लिखने का अभ्यास करे)।
- c. नीचे दिए गए कार्य अभ्यास करे।
बच्चों को नीचे दिए गए लिंक द्वारा व्यंजन गीत सिखाये और अच्छी व् बुरी आदते के बारे में सिखाये ।
- d. व्यंजन गीत
<https://youtube.com/watch?v=uBlxgblAOo&feature=share>
- e. अच्छी आदते और बुरी आदते
<https://youtu.be/jp6IENCaHGw?feature=shared>

अक्षर को चित्र से मिलाओ

क

.

.



ख

.

.



ग

.

.



घ

.

.

ङ

ङ

.

.



चित्र देखकर पहला अक्षर लिखो:-



Blank writing lines for the first letter of the word 'Rabbit'.



Blank writing lines for the first letter of the word 'Clock'.



Blank writing lines for the first letter of the word 'Lotus'.

इं

Blank writing lines for the first letter of the word 'Donkey'.



Blank writing lines for the first letter of the word 'Donkey'.

मिलान करें

व्यंजन से शुरू होने वाले उचित चित्र की पहचान करें



क



ख



ग



घ





MATHEMATICS



REVISE

ORAL COUNTING 1 – 20

WRITING NUMBERS 1 -10

COMPLETE WORKSHEETS GIVEN BELOW

PLAY ACTIVITY

- **THE STICKY NOTE NUMBER HUNT**

HOW TO PLAY - Write the number 1 to 10 on separate sticky notes and hide them around a room or the house.

Have your child hunt for them. Once they find a number, they have to bring back and gather that exact number of object.(e. g'if they find number 4, they bring back 4 stuffed like 4 toy animals or 4 spoons)

- **Building number towers**









How to play - Write number 1 to 10 on cards or piece of paper and lay them on floor.

Give a child a pile of building blocks.

Challenge them to build a tower on each card using correct number of blocks. they see the towers getting taller as the numbers get bigger.

Missing Number

write the missing number in each row


| | |
|--|---|
|  <p>1 2 ○</p> |  <p>4 5 ○</p> |
|  <p>○ 6 7</p> |  <p>7 ○ 9</p> |
|  <p>7 8 ○</p> |  <p>1 ○ 3</p> |
|  <p>6 7 ○</p> |  <p>3 ○ 5</p> |

Name: _____

Date: _____

Count And Write


Count the fruits and write the number in the box

1. 

2. 

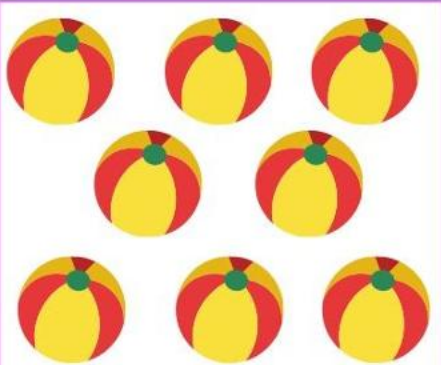
3. 

4. 

5. 

6. 

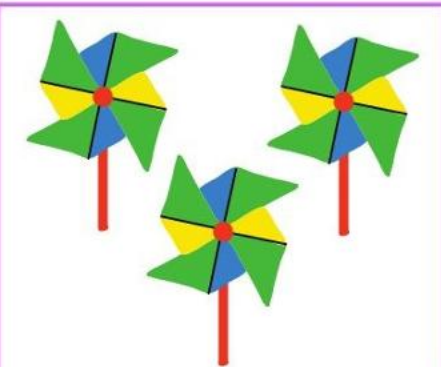
COUNT AND CIRCLE



7 4 8



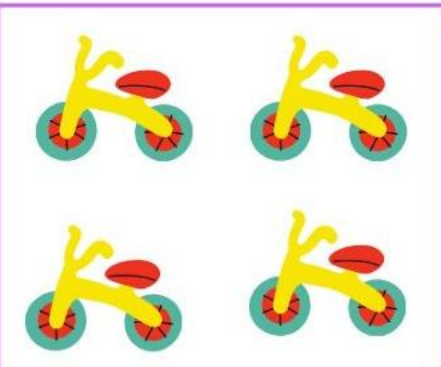
4 2 5



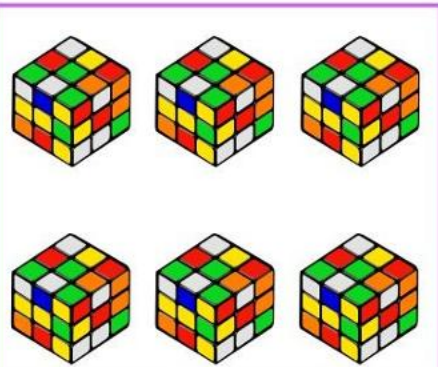
3 6 2



8 4 5



7 3 4








6 4 1







ENVIRONMENTAL STUDIES (EVS)

LEARN LINES ON MYSELF






My Surroundings

-  Observe and talk about:
-  Trees
-  Birds
-  Flowers
-  Weather changes

MEMORY MAKER ACTIVITY

-  Create a small “Holiday Memories” scrapbook by pasting:
-  Family photographs
-  Drawings
-  Tickets or leaves collected during outings
-  Small notes about fun activities
-  Children can share their scrapbook experience in class after vacations.

Directions: Look at the items on each row that are the same.
Click only the three items that are the same pictures.







@mama_navchit







ART, CRAFT & CREATIVITY

Craft Activities

Make any three craft items using waste materials:

-  **Paper Flower**
-  **Ice Cream Stick Frame**
-  **Handprint Art**
-  **Paper Butterfly**

Creative Drawing

-  **Draw and colour:**
-  **Your Family**
-  **Your Favourite Toy**
-  **Rainbow**

“ALL ABOUT ME” PROJECT

Paste your photograph and complete the following:

-  **My Name:**
-  **My Age:**
-  **My Birthday:**
-  **My Favourite Colour:**
-  **My Favourite Food:**
-  **My Favourite Cartoon:**
-  **My Favourite Game:**
-  **My Best Friend:**





ART AND CRAFT

✚ Create Sound Shakers



Materials Needed:

- Empty plastic bottle or container with a lid (like a water bottle or can)
- Small items to make sound (such as rice, beans, pasta, beads, or buttons) Colorful markers, stickers, or tape for decorating (optional)
- Glue (optional, to secure the lid)



Steps:

1. **Pick Your Container:** Choose an empty plastic bottle or container that can be sealed tightly. Make sure it's clean and dry.

2. **Add the sound Makers:** Put a handful of small items like rice, beans, pasta, or beads into the bottle. You can experiment with different materials to see what makes the best sound!

3. **Seal the Bottle:** Close the lid tightly. If needed, you can glue the lid on to make sure it doesn't come out during play.

4. Decorate Your Shaker: Use markers, stickers, or tape to decorate shaker from outside. Be creative and make it colorful!

5. Shake and Listen: Once the bottle is decorated and sealed, shake it up and listen to the sound! Try shaking it gently and then more vigorously to see how the sound changes.


ART AND CRAFT

Art and craft play a crucial role in a child's early development. They boost creativity, improve motor skills, support emotional expression, and help build focus and confidence. Through fun activities, kids also learn patience and gain exposure to different cultures.

Note: We are sharing few samples of puppets. You can create different puppets.

Roll No - 1 to 5 (Socks Puppet)

(USE NEW SOCKS)



Roll No -6 to 10 (Big size Paper Puppet)



RollNo-11 to 20(StickPuppetoffamilymembers)



ake m
paperr
Don't use
c

NATURE CARE ACTIVITY

- ✚ Water plants every day.
- ✚ Feed birds with grains and water.
- ✚ Avoid wasting water.

MAGIC WORDS

Use these words regularly:

- ✚ Please
- ✚ Sorry
- ✚ Thank You
- ✚ Excuse Me
- ✚ Welcome

PHYSICAL FITNESS & WELLNESS

Daily Physical Activities

- ✚ Skipping
- ✚ Running
- ✚ Dancing
- ✚ Yoga for children
- ✚ Free play outdoors

GENERAL INSTRUCTIONS

- ✚ **Maintain neatness and cleanliness in all work.**
- ✚ **Complete homework with creativity and enthusiasm.**
- ✚ **Use a separate notebook or decorated file/folder.**

- ✚ **Parents should encourage independent participation.**
- ✚ **Homework must be submitted after the vacation.**

 **HAPPY HOLIDAYS** 

“Play, Learn, Explore & Shine” 

Stay Happy • Stay Healthy • Keep Smiling 