

D.A. V. PUBLIC PRIMARY SCHOOL

SUMMER HOLIDAYS HOMEWORK

CLASS 1




ENGLISH:-

  Reading Fun Time  

 Activity 1: Story Reading

Read any one short story with the help of your parents.

 Suggested Stories:

-  The Lion and the Mouse
-  The Thirsty Crow
-  The Hare and the Tortoise

 Draw your favourite character from the story and colour it beautifully.

 You can also tell the story in your own words.

  **Poem Learning Activity**  

 **Activity 2: Learn and Recite**

Learn any one poem and recite it with actions.

 **Poem 1: “Two Little Hands”**

Two little hands to clap, clap, clap,

Two little feet to tap, tap, tap.

Two little eyes are open wide,

One little head goes side to side.

 **Perform the actions while reciting.**

 **OR** 

 **Poem 2: “Rain Rain Go Away”**

Rain rain go away,

Come again another day,

Little children want to play,

Rain rain go away.

 **Recite the poem with expressions and actions.**

 Creative Corner 

 **Activity 3: Story Puppet**

Make a finger puppet or stick puppet of any story character using:


 Paper  Colours  Ice-cream sticks or straws

 **Decorate your puppet creatively.**

 Speaking Time 

 **Activity 4: Introduce Yourself**

Speak 4 lines about yourself.

 My name is _____.

 I am _____ years old.

 I study in Class 1.

 My favourite colour is _____.

ENGLISH

MY ENGLISH READER

- **READ CHAPTER THOROUGHLY AND LEARN NEW WORDS.**
- **CHAPTER-5 (THE BIG BELL)**
- **CHAPTER-6 (THE HOT SPOON)**
- **DO DICTATION 20 WORDS (10 WORDS FROM BOTH PAGE)**
- **DO ONE PAGE WRITING DAILY FROM MY ENGLISH READER.**
- **NOTE: DO ALL THE ABOVE-MENTIONED WORK
IN A SEPARATE ENGLISH NOTEBOOK.**

DATE:

EVS

⇒ R. No. 1 to 10 ⇐

Ch:- our Food

Activity 1: Healthy Plate

→ Draw 5 fruits and 5 vegetables
on a poster (A4 Size Sheet)

Activity 2: Dress the Season (10 to 20)

→ Draw or paste

* Summer clothes * winter clothes * Rainy
seasons on clothes on A-4 size sheet (Paste)

Activity 3:

(21 to 25)

My Dream house

Draw and colour your dream house

Activity 4:

25 to 30

Pet and wild animals

make 5 finger puppet of Pet & 5 wild animals

Activity 5: Important Places (31 to 35)

Neighbourhood:- Draw any 5 places
on A4 size sheet

MATHS :- * Learn .and write counting ..1 to 100

- Learn and write number name ..1 to 20
- Learn and write Tables 2 to 5


PROJECT ACTIVITY

Maths - Q. Shapeshunt
(Shape collage)

1 TO 15)

1) Make a picture using shapes -
circle, rectangle, triangle, square,
house, robot, tree (make any one)

2) Make a clock using paper plate and
decorate it neatly.



(16-30)

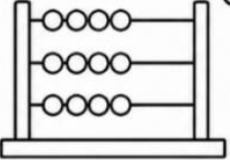
3) Make an abacus.

(31 to 35)

1 to 100)

Write counting 1 to 100 in sheets.

- ☆ Write number name 1 to 20
- ☆ Do Reverse Counting (20 to 1)



LEARN • CREATE • ENJOY!

HINDI :- संदेश

गर्मी की छुट्टियों में हमें खेलना, पढ़ना और नई बातें सीखनी चाहिए।

रोज़ थोड़ा लिखने और पढ़ने से हमारी लिखावट और भाषा अच्छी होती है। अपने बड़ों का सम्मान करें और अच्छे संस्कार अपनाएँ।

गृहकार्य

- रोज़ एक सुलेख लिखें।

- दिए गए विषयों पर अभ्यास करें और फ्लैशकार्ड बनाइए।

| Roll Numbers | Topic |

| ----- | ----- |

| 1 – 5 | आ (ा) की मात्रा |

| 6 – 10 | इ (ि) की मात्रा |

| 11 – 15 | ई (ी) की मात्रा |

| 16 – 20 | उ (ु) की मात्रा |

| 21 – 25 | ऊ (ू) की मात्रा |

| 26 – 30 | ए (े) की मात्रा |

| 31 – 35 | ऐ (ै) की मात्रा |

| 36 – 40 | अं, अः और आँ की मात्रा |



Art & Craft

Art makes our imagination colourful and beautiful!
Use your creativity to make wonderful things from simple and waste materials. Let's learn to reuse and recycle while having fun. ♻️

Holiday Homework

- ☀️ Make a Paper Plate Warli Art
- ☀️ Make Any Craft Project using Waste Material

