

The background is a vibrant, cartoonish illustration. It features a variety of elements: large yellow and orange leaves, green monstera leaves, red and orange stars, and red and white lifebuoys. There are also small blue and yellow dots scattered throughout. The overall theme is summer and vacation.

DAV PUBLIC SCHOOL
Darya Ganj, Delhi-02

SUMMER HOLIDAY HOMEWORK

CLASS PRE-PRIMARY

The background is a vibrant, colorful collage of summer-themed illustrations. It includes large yellow and orange leaves, green monstera leaves, red and orange stars, a red and white striped beach ball, and slices of watermelon. The overall style is playful and festive.

Greetings!

Summer Vacation is the best time to explore and create memories and acquire new skills. To create a wellrounded holiday experience and engage our young ones in some creative work, we have put together some interesting activities which the children will enjoy doing. We want our children to have a joyful and experiential learning.

HAPPY HOLIDAYS!

GUIDLINES FOR PARENTS

Parents, as your children embark on this summer adventure , here are some. guidelines to nurture their ventures:

- 1.) MAKE A FUN SCHEDULE:** Plan activities like outdoor games, picnics and crafts to keep your little ones entertained.
- 2.) STAY HYDRATED:** Remind your child to drink plenty of water especially on hot days.
- 3.) KEEP LEARNING:** Find fun educational activities like reading books or exploring nature to keep your child engaged.
- 4.) SCREEN TIME BALANCE:** Limit screen time and encourage outdoor play and social interactions.
- 5.) EXPLORE TOGETHER:** Take family outings to parks, museums, play zone or nearby attractions.
- 6.) REST TIME:** Ensure your child gets enough rest to recharge for more summer fun.
- 7.) HAVE FUN:** Most importantly , enjoy spending quality time with your child and make unforgettable summer memories together!

ENGLISH

Reading books offers numerous benefits, including improved focus, enhanced vocabulary, and expanded knowledge. It fosters critical thinking, stimulates creativity, and provides a source of entertainment and relaxation. Reading also promotes empathy and emotional intelligence by exposing individuals to diverse perspectives and experiences.

- Enhance Reading Skill:

- Read story books for 5-6 minutes daily and talk to them about the picture shown and the story read out.

- Ask questions about the characters of the story ,feelings of the character and other relevant questions encourage children to give descriptive answers.

- BOOK WORK:

- Read phonic sounds(a-z).


- Read vowel sound (a , e , i) and related words.

- Join phonic sounds to form WORDS.

CREATIVE TIME

1. English flash cards

- ROLL no. 1 to 10 ~ 'a' vowel
- ROLL no.11 to 20~ 'e' vowel
- ROLL no.21 to 30~ 'i' vowel



WRITING SKILL

- Write your own name and practice daily.
- Do worksheet given below and bring it in a folder to the school.

MATHS

Cognitive Skills

Cognitive means ability to think, explore and understand. It is about the development of knowledge and problem solving abilities to understand the world around them and figure out things themselves. So we have planned well designed fun activities for kids so that they can learn and explore more.

WRITING SKILL

1. Do practice of writing 1-50 daily in a separate notebook.
2. Complete the worksheet given below and bring it to the school in a folder.

HINDI

- व्यंजन क-ह का रोज पढ़ने का अभ्यास करें ।
- व्यंजन क-न लिखाने का अभ्यास करें ।
- नीचे दिए गए कार्य पत्रक (worksheet) करें ।
- व्यंजन गीत याद करे

ACTIVITY TIME

- Make flashcard of the below mentioned व्यंजन according to your roll number-:
1. क,ख,ग,घ- 1 to 4
 2. च,छ,ज,झ- 5 to 8
 3. ट,ठ,ड,ढ - 9 to 12
 4. त,थ,द,ध- 13 to 16
 5. प,फ,ब,भ- 17 to 20
 6. य,र,ल,व- 21 to 24
 7. ष,स,ह,क्ष - 25 to 28
 8. त्र,ज्ञ,न - 29 to 30

EVS

EVS plays a significant role in shaping a child's understanding and behaviours related to the environment. Children are often influenced by their parents' pro-environmental behaviours, leading to similar attitudes and actions in the children. Additionally, parents can directly engage their children in environmental activities and discussions, further promoting environmental awareness and engagement .

Activity Time

- Father's Day Sandwich Surprise: Every 3rd Sunday of June is being celebrated as Father's day every year.
 1. Plan the Surprise:
 - Moms, let's make Father's Day special.
 - Plan a surprise day for dad with your children.
 2. Make a Sandwich
 - Help your child make a yummy Sandwich for dad.
 - Use his favourite ingredients.

3. Click a Pic

- Don't forget to snap a photo of your child giving the sandwich to dad.

4. Enjoy Together

- Show dad how much he's loved and appreciated.
- Sit down and enjoy the sandwich as a family.

▮ MAKE FATHER'S DAY MEMORABLE WITH A HANDMADE SANDWICH MADE WITH LOVE


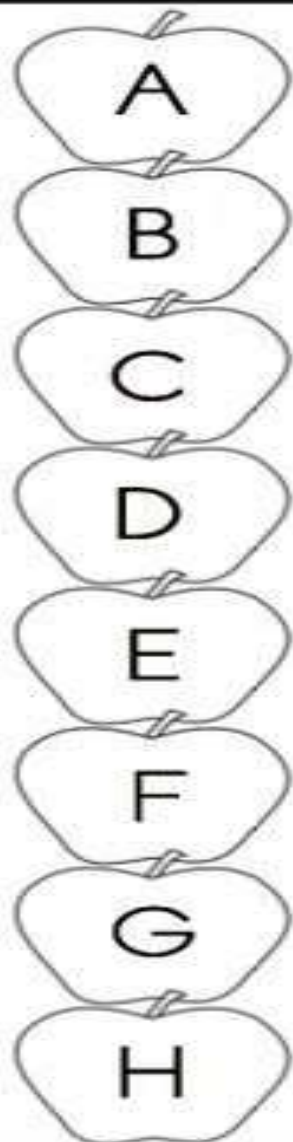


- MAKE MASK OF DIFFERENT ANIMALS AND DECORATE IT WITH GLITTERS, MIRRORS ETC. BRING IT TO THE SCHOOL IN A FOLDER.

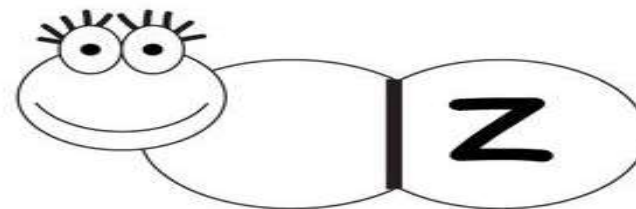
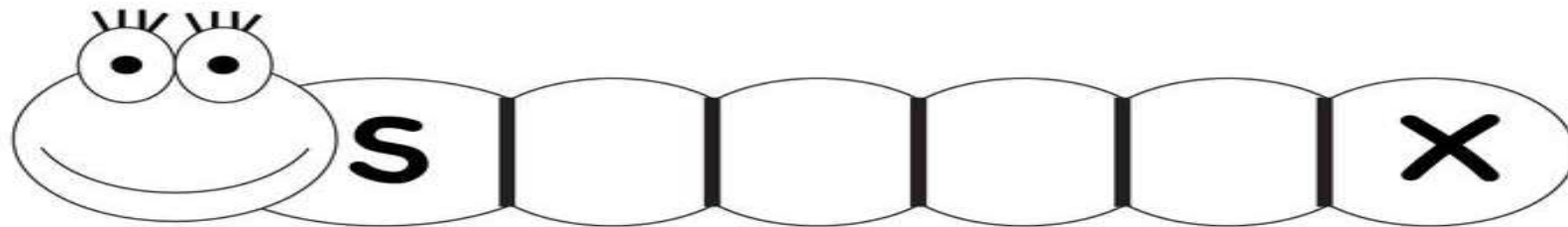
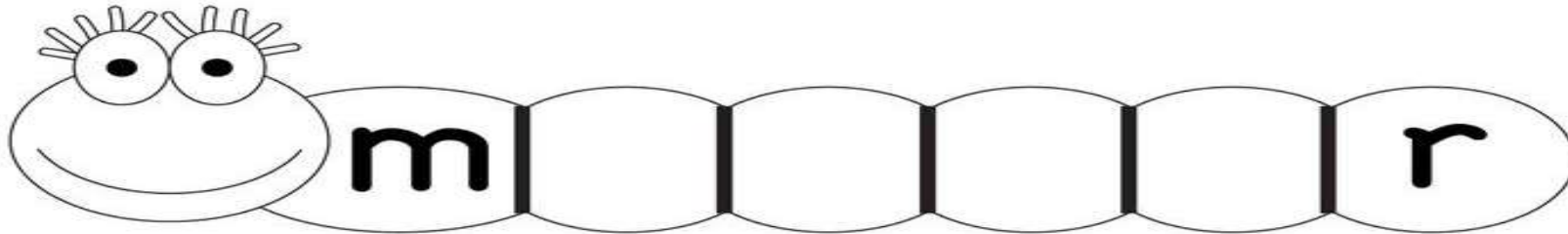
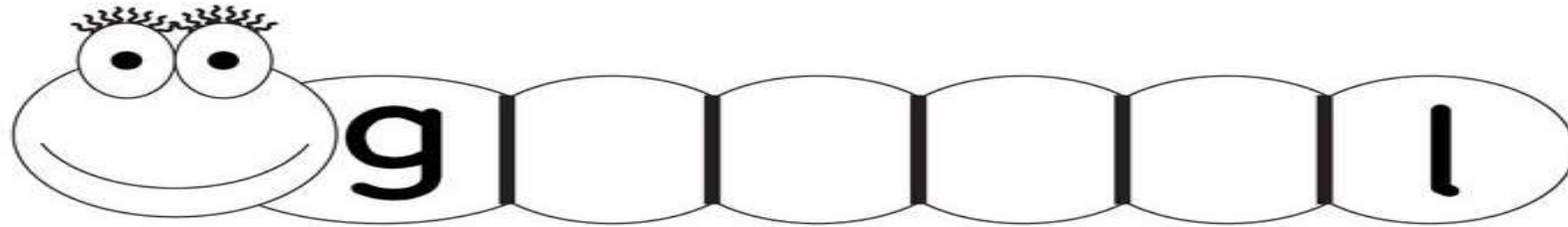

Name _____

Letter Match

Draw a line to match the uppercase letter to the lowercase letter.



Finish the alphabet.



Circle Matching Lowercase

Z



s

z

x

A



e

c

a

B



b

d

p

C



o

c

e

D



p

q

d

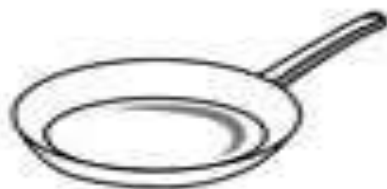
Name: _____

Match Word With Picture

Circle the correct word that matches the picture.



ran rat rag



pat pan pad



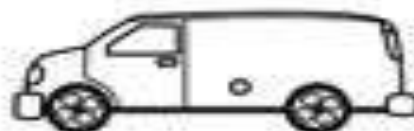
tag tap tan



cap car can



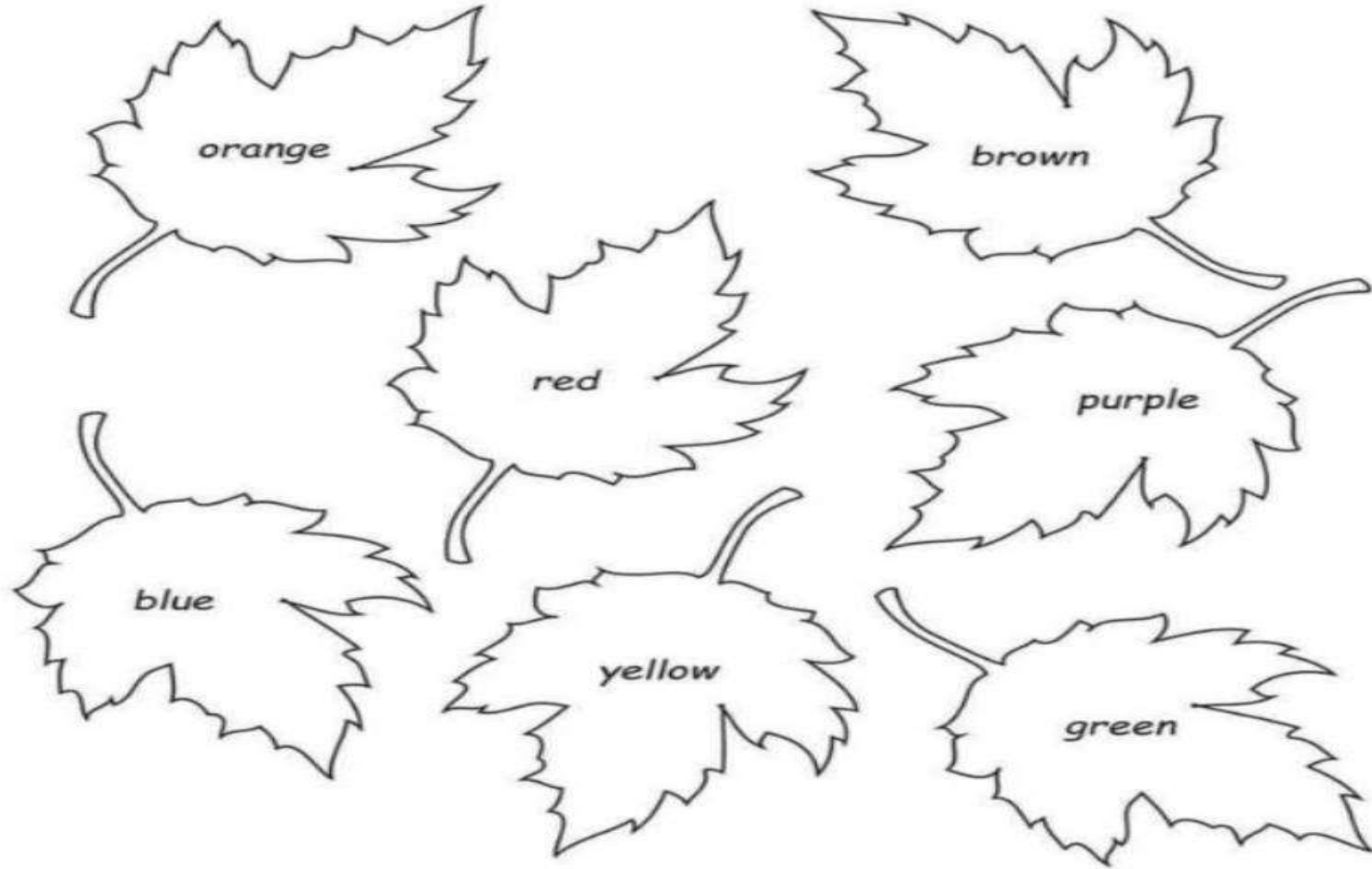
mad man map



van vat vet

Name: _____

Color the Leaves



DO LEAF PAINTING




COLOUR AND DECORATE IT



EARBUDS
PAINTING.
ACTIVITY



DO PAPER TEARING IN THE PICTURE

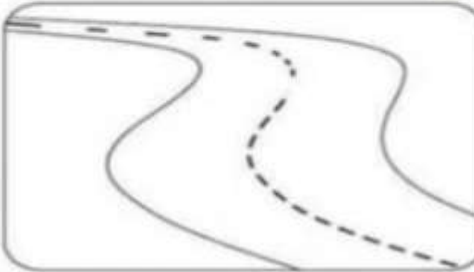



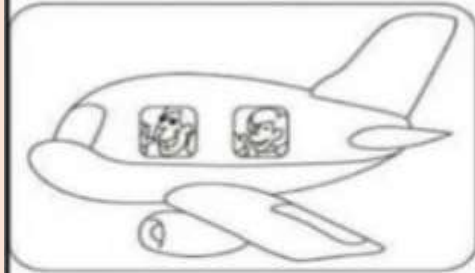



Name.....



Date

Match the following.





Streetlight Colors

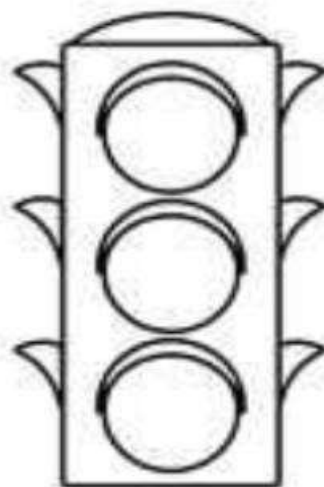
Name _____



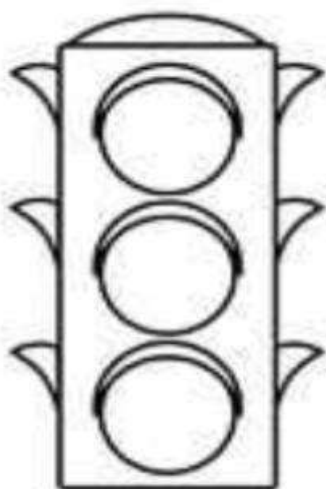
Directions: Color the lights according to the action.



GO


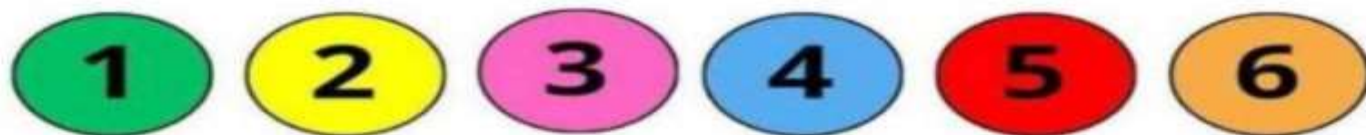



STOP



SLOW







A =



E =



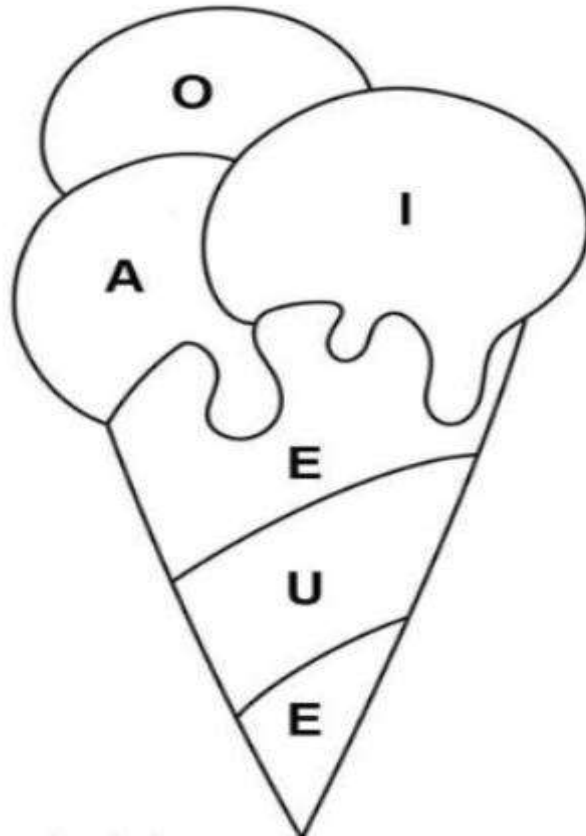
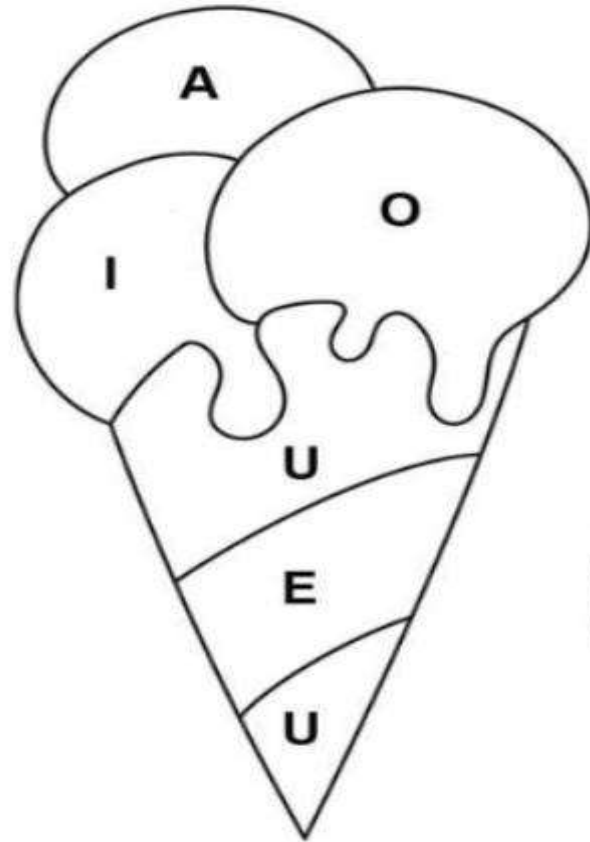
I =

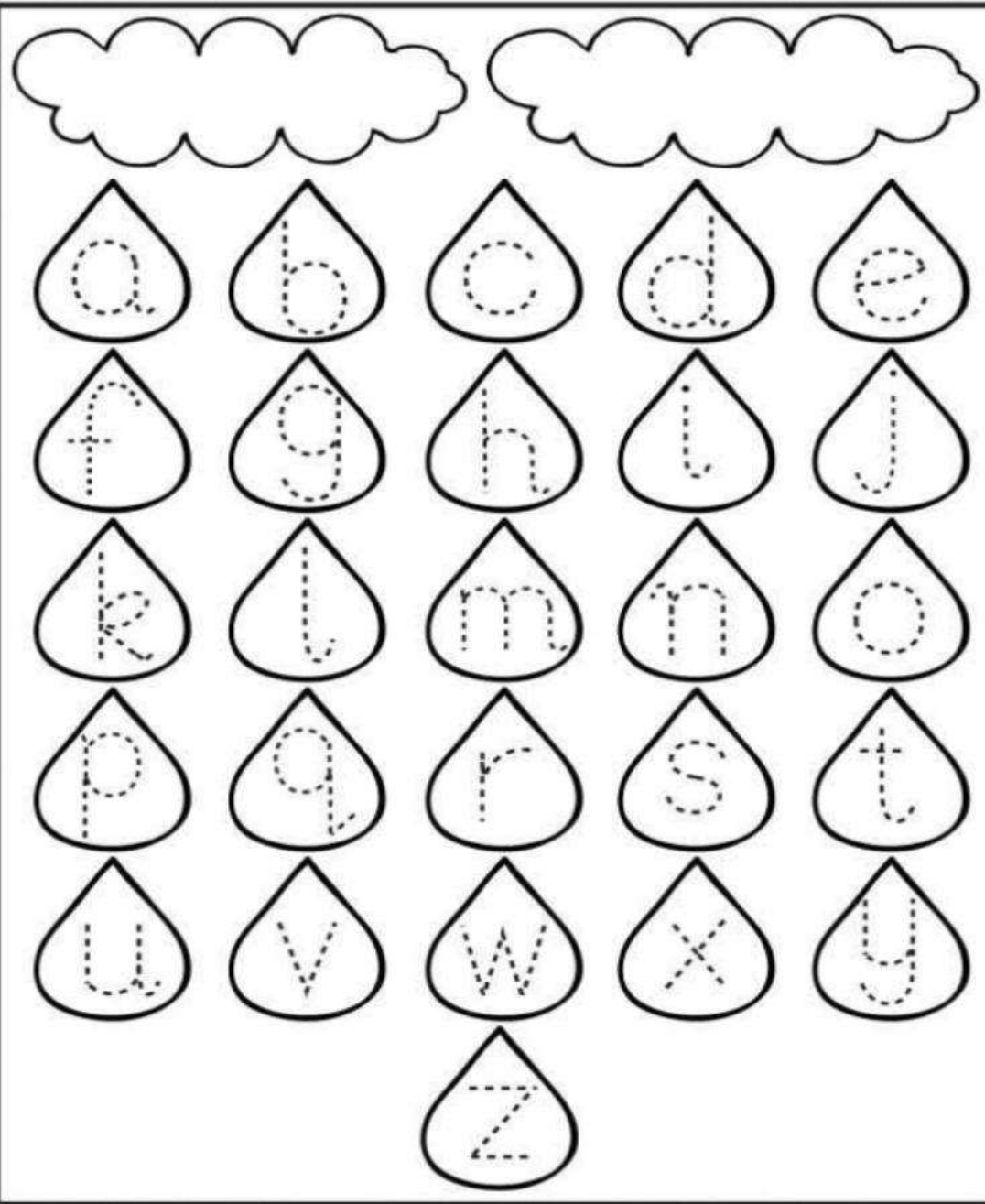


O =



U =





NAME:


SPRING

COMPARE BY SIZE


DIRECTION: COLOR THE ITEM THAT FIRST THE DESCRIPTION




which one is smaller?




which one is bigger?



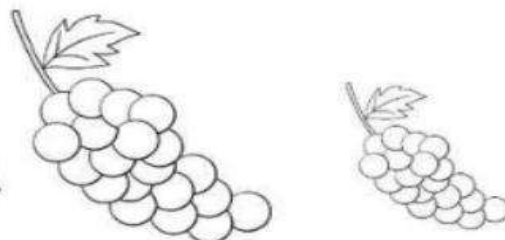
which one is smaller?




which one is bigger?



which one is smaller?




which one is bigger?




Name: _____


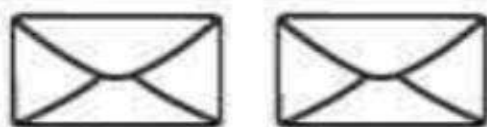
Color the group with **more** moons.



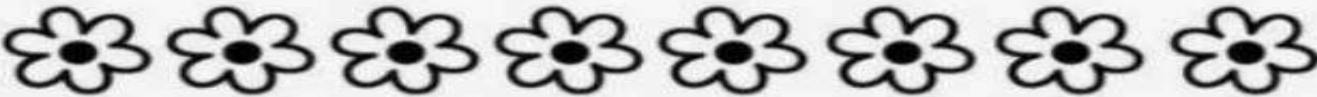









Color the group with **fewer** pears.



Color the group with **more** envelopes.



	5
	
	
	
	
	
	
	
	
	

चित्र देखकर सही जोड़े मिलाये।



क



म




ट



च



अ



य




त

सही अक्षर पर गोला लगाएं।



श फ र ल



ट फ स र



फ र ग त



ह स ख षः



प थ ठ व



क ह ठ भ

वर्णमाला पूरी कीजिए

